

METALARC® BRITELINE

Double-Ended High Output Metal Halide Lamps



- Smaller light source allows for higher fixture efficiency
- Closer positioning of the reflector to the lamp allows more light out of the fixture and aimed to the desired area
- Compact, high-intensity, double-ended metal halide lamps
- Single point of contact for lamp and ballast questions, technical and warranty issues
- Ideal lamp for sports lighting applications
- Available in 1000, 1500 and 2000 watts

SYLVANIA METALARC® BRITELINE 1000, 1500, and 2000 watt lamps are compact, high-intensity, double-ended metal halide sources.

The compact shape allows for higher fixture efficiency compared to other lamps with a large outer jacket. The increased fixture efficiency can reduce the amount of “wasted” light thereby reducing the total fixture count while still providing the same or higher levels of illumination.

METALARC BRITELINE lamps are ideal for use in indoor and outdoor sports arenas and stadiums as well as for area flood lighting.

Product Availability

Wattage	Bulb Shape	Base
1000	T7	Ceramic, #8-10 spade
1500	T7	RX7S RRSC
	T8	Ceramic, #8-10 spade
2000	T8	RX7S RRSC
	T9	Ceramic, #8-10 spade

Lamp Comparison

Item Number	Ordering Abbreviation	Watts	Avg. Rated Life (hrs.)	Initial Lumens	Mean Lumens ¹	Results ²
64431	M1500/BU-HOR	1500	3000	153,000	127,400	
66634	M1000T7/DE	1000	6000	100,000	85,000	Twice the lamp life
66632	M1500T8/DE	1500	6000	150,000	127,500	Twice the lamp life
66631	M2000T9/DE	2000	3000	200,000	170,000	20% higher maintained light output

¹ M1500/BU-HOR mean lumens rated at 1200 hours, M1500T8/DE mean lumens rated at 2400 hours

² Compared to M1500/BU-HOR lamps in the horizontal burning position

Application Information

Applications

Sports arenas/stadiums, outdoor sports fields, area flood lighting and architectural lighting

Fixtures

Consult your local fixture agent for available fixtures.

A METALARC BRITELINE fixture design guide including lamp specifications and recommendations on fixture design is available from OSRAM SYLVANIA.

Application Notes

1. Lamps must be used in a suitably enclosed fixture.
2. Operating position: Horizontal only ±4° tip up.
3. All metal halide and high pressure sodium lamps may be operated in any position.



Sample Specifications

Lamp(s) shall be (a) METALARC Briteline double-ended metal halide lamp(s) and shall have an 85% mean lumen maintenance. Lamp(s) shall have a correlated color temperature of 4200K and a CRI of 65.

Ordering and Specification Information

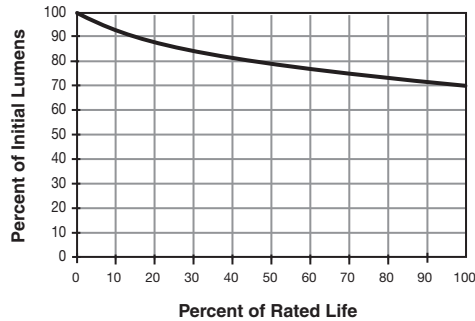
Item Number	Ordering Abbreviation	Watts	Bulb	Base	ANSI Ballast	Average Rated Life (hours)	Initial Lumens	Mean Lumens	CCT	CRI
66634	M1000T7/DE	1000	T7	Ceramic #8-10 Spade	M47/F ¹	6000	100,000	85,000	4200K	65
66619	M1500T7/DE	1500	T7	RX7S RRSC	M__F ²	3000	150,000	127,500	4200K	65
66632	M1500T8/DE	1500	T8	Ceramic #8-10 Spade	M133/F	6000	150,000	127,500	4200K	65
66627	M2000T8/DE	2000	T8	RX7S RRSC	M__F ²	3000	200,000	170,000	4000K	65
66631	M2000T9/DE	2000	T9	Ceramic #8-10 Spade	M134/F	3000	200,000	170,000	4200K	65

¹ With a 4-5kV ignitor

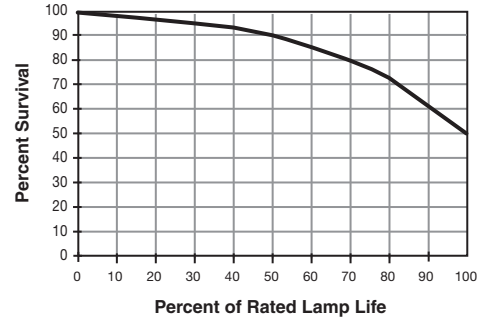
² Consult your OSRAM SYLVANIA lighting representative for lamp/ballast compatibility

Technical Information

Typical Lumen Maintenance

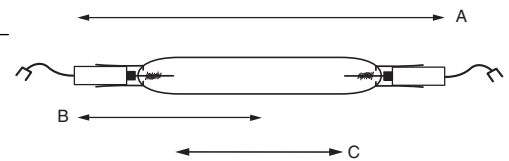


Typical Mortality Curve



Dimensions

Ordering Abbreviation	(A) MOL (mm)	(B) LCL (mm)	(C) Diameter (mm)
M1000T7/DE	254	127	91
M1500T7/DE	256	127	170.5
M1500T8/DE	254	127	110
M2000T7/DE	254	127	180
M2000T8/DE	254	127	108



Ordering Guide

M	2000	T	9	/	DE
M = METALARC	Wattage: 1000, 1500 or 2000 watts	Tubular	Nominal diameter in eighths of an inch		Double-ended

OSRAM SYLVANIA
National Customer
Service and Sales Center
18725 N. Union Street
Westfield, IN 46074

Industrial & Commercial

Phone: 1-800-255-5042
Fax: 1-800-255-5043

National Accounts

Phone: 1-800-562-4671
Fax: 1-800-562-4674

OEM/Specialty Markets

Phone: 1-800-762-7191
Fax: 1-800-762-7192

Display/Optic

Phone: 1-888-677-2627
Fax: 1-800-762-7192

In Canada
OSRAM SYLVANIA LTD.
Headquarters
2001 Drew Road
Mississauga, ON L5S 1S4

Industrial & Commercial

Phone: 1-800-263-2852
Fax: 1-800-667-6772

Special Markets

Phone: 1-800-265-2852
Fax: 1-800-667-6772

Operate In Enclosed Fixtures Only

To reduce the risk of personal injury and property damage resulting from an arc-tube rupture, this lamp must be operated in a suitably enclosed fixture and the "Proper Care and Maintenance" instructions must be followed. A suitably enclosed fixture uses lens/diffuser material able to contain hot lamp fragments (up to 1832°F, 1000°C). Enclosed fixtures which comply with UL 1572 (revised 12/26/88) and/or CSA Electrical Certification Notice 536D (dated 6/27/89) should withstand an arc-tube rupture. If you do not know whether your fixture can safely withstand an arc-tube rupture, contact your fixture manufacturer.

Ultraviolet Radiation Exposure

This lamp can cause serious skin burn and eye inflammation from shortwave ultraviolet radiation. It MUST be operated in an enclosed fixture which filters out the shortwave ultraviolet radiation. Use ONLY in equipment provided with a lens cover of high temperature aluminosilicate glass or equivalent which filters out harmful shortwave ultraviolet radiation. A lens that meets the requirements of UL 1572 (revised 10/23/91), Section 60, titled, "Metal Halide Lamps Without Integral Outer Glass Envelopes" should fulfill this requirement.

A power interlock device is strongly recommended to automatically turn off the lamp if the fixture assembly is opened or if the fixture lens is broken. If the fixture lens breaks and the lamp remains on, turn off power immediately and repair before re-energizing.

Due to the ultraviolet hazard, this lamp is to be used ONLY in equipment specifically designed for use with this lamp and recommended for its use by the equipment manufacturer.