

200W COMPACT SUPER METALARC® PULSE START

High Lumen Maintenance, Reduced Color Shift, Reduced Outer Jacket, Premium Metal Halide Lamp



PULSE START Technology

- Good lumen maintenance*
- Quicker hot re-strike*
- Extended average rated life
- Less color shift over lamp life*

COMPACT Lamp Design

- Compact ET23.5 outer jacket
- 50% longer life than standard 250 watt

SUPER Lamp Design

- Optimized light output
- Energy efficient
- Lead-free welded base
- Whiter light: CCT = 4200K
- Enhanced efficacy – 95LPW

*Compared to Standard Metal Halide Lamps

Product Availability

Wattage	Bulb Shape
200	ET23.5

SYLVANIA COMPACT SUPER METALARC PULSE START lamps combine the advantages of PULSE START lamp technology with a SYLVANIA COMPACT METALARC and SUPERSAVER® lamp design. The end result is an energy efficient lamp with high lumen maintenance and less color shift in a small outer jacket to improve system efficiency.

SYLVANIA 200W COMPACT SUPER METALARC PULSE START lamps provide increased system efficiency, less color shift, high lumen maintenance and a long life. Their premium performance provides opportunities for higher maintained illumination levels and substantial energy savings. The compact design offers the ability to improve fixture optics

Lamp Comparison

64837 versus 64457 and 64507

Lamp Type	Initial Lumens	Mean Lumens	Hot Re-strike	Avg. Rated Life (Hrs)	Outer Jacket	LCL	MOL
200 Watt PULSE START** MS200/PS/BU-ONLY/ET23.5	19,000	13,300	4 to 7 min.	15,000	ET23.5	4.5"	6.9"
250 Watt Standard M250/U	14,400	10,200	10 to 12 min.	10,000	BT28	5"	8.3"
320 Watt PULSE START MS320/PS/BU-HOR	32,000	21,000	4 to 7 min.	20,000	BT28	5"	8.3"

**30% higher mean lumens than the standard 250 Watt METALARC lamps

Application Information

Applications

Ambient Lighting: Industrial & Commercial
Parking Lots
Canopy Lighting

Fixtures

Contact your local fixture agent for available fixtures.

Application Notes

1. Operating orientation: Base-up only, within 15° of vertical
2. Lamps operate in standard mogul HID sockets rated to withstand 4000V pulses.

Contact your OSRAM SYLVANIA Representative for a list of compatible electronic operating systems.



Sample Specification

Lamp(s) shall be (a) 200W METALARC PULSE START lamp(s) with a 15,000-hour average rated life capable of operating on a M136 ballast. Lamp construction shall include a ET23.5 outer jacket with a lead-free welded base with a maximum temperature of 250°C.

Installed Savings – Lowers Energy Costs!

Item Number	Ordering Abbreviation	Watts	Number of Lamps	Energy Cost per Year***	% Savings vs.	
					250W	320W
64507	MS320/PS/BU-HOR	320	32	\$4,485	–	–
64457	MS250/U	250	32	\$3,504	–	–
64837	MS200/PS/BU-ONLY/ET23.5	200	32	\$2,803	20%	38%

***4380 hours/year, \$0.1kWh

Ordering and Specification Information

Item Number	Ordering Abbreviation	Watts	Bulb	Base	ANSI Spec. No.	Average Rated Life (Hrs)	Initial Lumens	Mean Lumens	CCT	CRI
64837	MS200/PS/BU-ONLY/ET23.5	200	ET23.5	E39	M136/E	15,000	19,000	13,300	4200K	65

Notes:

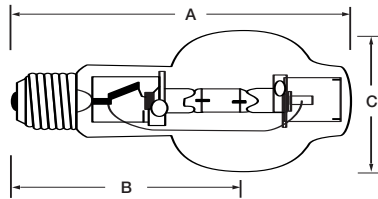
- Based on 10 hrs/start operating cycle. On 120 hrs/start, life rating increases to 30,000 hours and mean lumens will be 28,000.
- When operated on ballasts having a sustaining voltage less than 270V, lamp life may be significantly reduced.

E = Lamps classified as E-type are to be used **ONLY** in suitably enclosed luminaries. See lamp warning.

Ordering Guide

MS	200	/	PS	/	BU-ONLY	/	ET23.5
S = Super Metalarc High Output Metal Halide	Wattage: 200 watts		PULSE START		Operating position: Base up Only		ET = Ellipsoidal Tubular 23.5 = 2 15/16" bulb diameter

Dimensions



	(A) MOL	(B) LCL	(C) Bulb Diameter
MS200/PS/BU-ONLY/ET23.5	6.9"	4.5"	2.94"

OSRAM SYLVANIA
National Customer
Service and Sales Center
18725 N. Union Street
Westfield, IN 46074

Industrial & Commercial

Phone: 1-800-255-5042
Fax: 1-800-255-5043

National Accounts

Phone: 1-800-562-4671
Fax: 1-800-562-4674

OEM/Specialty Markets

Phone: 1-800-762-7191
Fax: 1-800-762-7192

Photo-Optic

Phone: 1-888-677-2627
Fax: 1-800-762-7192

OSRAM SYLVANIA
Ballast Division
800 N. Church Street
Lake Zurich, IL 60047

Phone: 1-800-654-0089
Fax: 1-847-726-6424

In Canada
OSRAM SYLVANIA LTD.
Headquarters
2001 Drew Road
Mississauga, ON L5S 1S4

Industrial & Commercial

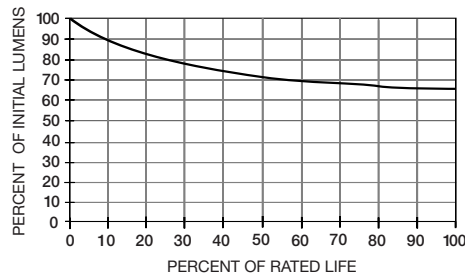
Phone: 1-800-263-2852
Fax: 1-800-667-6772

Special Markets

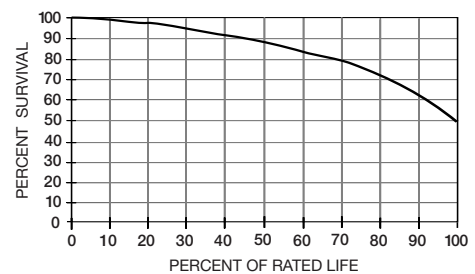
Phone: 1-800-265-2852
Fax: 1-800-667-6772

Technical Information

Typical Lumen Maintenance Curve



Typical Mortality Curve



Ultraviolet Radiation Exposure

WARNING! THESE LAMPS CAN CAUSE SERIOUS SKIN BURN AND EYE INFLAMMATION FROM SHORT-WAVE ULTRAVIOLET RADIATION IF THE OUTER ENVELOPE (GLASS BULB) OF THE LAMP IS BROKEN OR PUNCTURED. Do not use where people will remain for more than a few minutes unless adequate shielding or other safety precautions are used. Lamps that will automatically extinguish when the outer envelope is punctured or broken are commercially available from OSRAM SYLVANIA Products Inc. THESE LAMPS CONFORM TO FEDERAL STANDARD 21 CFR 1040.30 in the U.S. AND SOR/80-381 in Canada.